

E-CONNECT Pro

Cordless Endomotor

E-PEX Pro

Apex Locator



E-CONNECT Pro

CORDLESS ENDO MOTOR

Five Reciprocation Modes(MO)



Reverse Reciprocation-One Mode

Counter clockwise&clockwise movement

Fwd 30° - Rev 150°

For reciprocating files



Forward Reciprocation-Four Modes

Clockwise&counter clockwise movement

Fwd 150° - Rev 30° | Fwd 180° - Rev 30°

Fwd 210° - Rcv 30° | Fwd 250° - Rev 30°

For all continuouous rotation files



E-CONNECT Pro CORDLESS ENDO MOTOR

Nine Editable Memory Programs (M1 to M9)



Maximum Speed 1000rpm



360° Clockwise Rotational Movement



Editable SPEED / RPM Setting



Editable Torque Setting




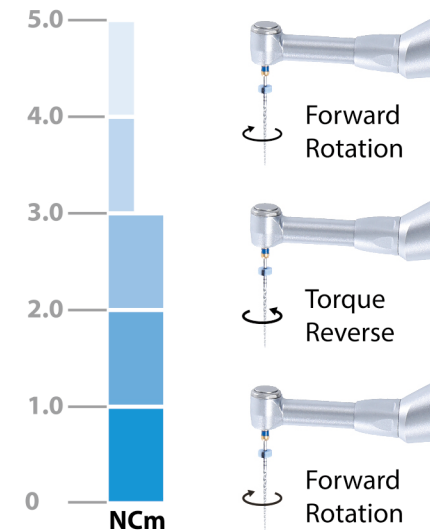
Forward Direction of Rotation



Reverse Direction of Rotation



Torque Auto Reverse



E-CONNECT Pro CORDLESS ENDO MOTOR

One Piece

Contra Angle Head



340° Adjustable Handpiece



Detachable Head



Miniature Head



Autoclavable

E-CONNECT Pro

CORDLESS ENDO MOTOR

Unique Features of E-Connect Pro Endomotor



Torque Calibration



Digital OLED Display



Low Noise Motor



Ambidextrous* Display

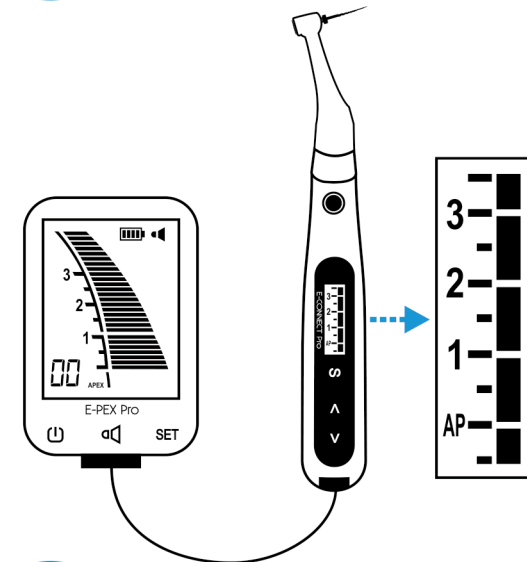


Powerful 1600 mAh Lithium - ion Battery

* User can rotate the Endomotor Screen towards left or right



Integration Option



Screen Cast / Mirroring*

* In connect function Endomotor mirrors Apex Locator's screen

E-CONNECT Pro

PLUS

E-PEX Pro

Integrate Endomotor with
Apex Locator (Connect Function)



Auto Start & Stop



Apical Reverse



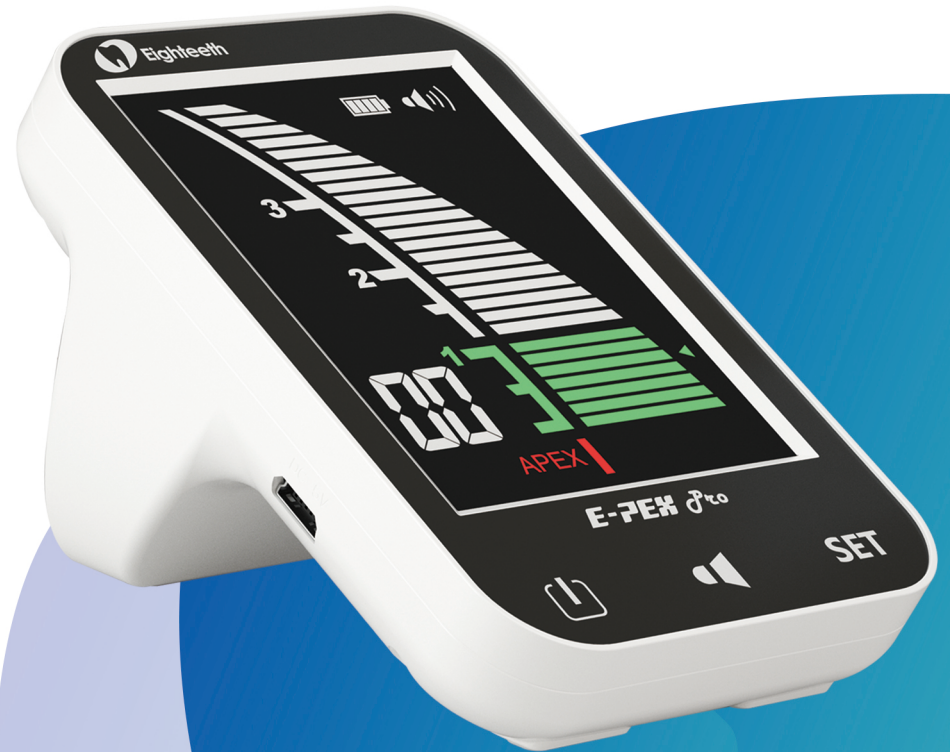
Apical Slow Down



E-PEX Pro APEX LOCATOR

Smart, Accurate and
Reliable Apex Locator

- Advanced Multi - frequency Technology
- High Precision in Wet & Dry Canals
- Large 3.5" LCD Display
- Automatic Calibration
- Compact Size & Stable Design
- Powerful 1600 mAh Lithium - ion Battery





www.eighteeth.com